

Scaled data based on original data using
LM-79-08 Approved Method: Electrical and Photometric Measurements of Solid-
State Lighting Products

Test Report Prepared for
Cooper Lighting Solutions
(formerly Eaton)

Brand: INVUE

Report Number: P673715

Luminaire Tested: **CCP-SA-2E-750-U-SL2-HSS**

Issue Date: 04/16/2023



Test Information

Test Method: LM-79-08
Report Number: P673715
Test Lab: INNOVATION CENTER(G1)
Issue Date: 04/16/2023
Manufacturer: COOPER LIGHTING SOLUTIONS (FORMERLY EATON)
Product Line: INVUE
Catalog Number: CCP-SA-2E-750-U-SL2-HSS
Description: INVUE CLEAR CURVE POLE MOUNT Light Square Luminaire @1050mA w/ SL2 distribution lens and House Side Shield
Light Source: (32) 5000K CCT, 70 CRI LEDS
Ballast/Driver: ELECTRONIC DRIVER

Summary

Lumens per Lamp: N/A
Luminaire Lumens: 11247.1 lumens
Efficiency: N/A
Efficacy: 105.5 lumens/watt
Luminous Opening: Rectangular (W 1' x L: 1' x H: 0')
IES Classification: Type II - Short
BUG Rating: B1 - U0 - G2

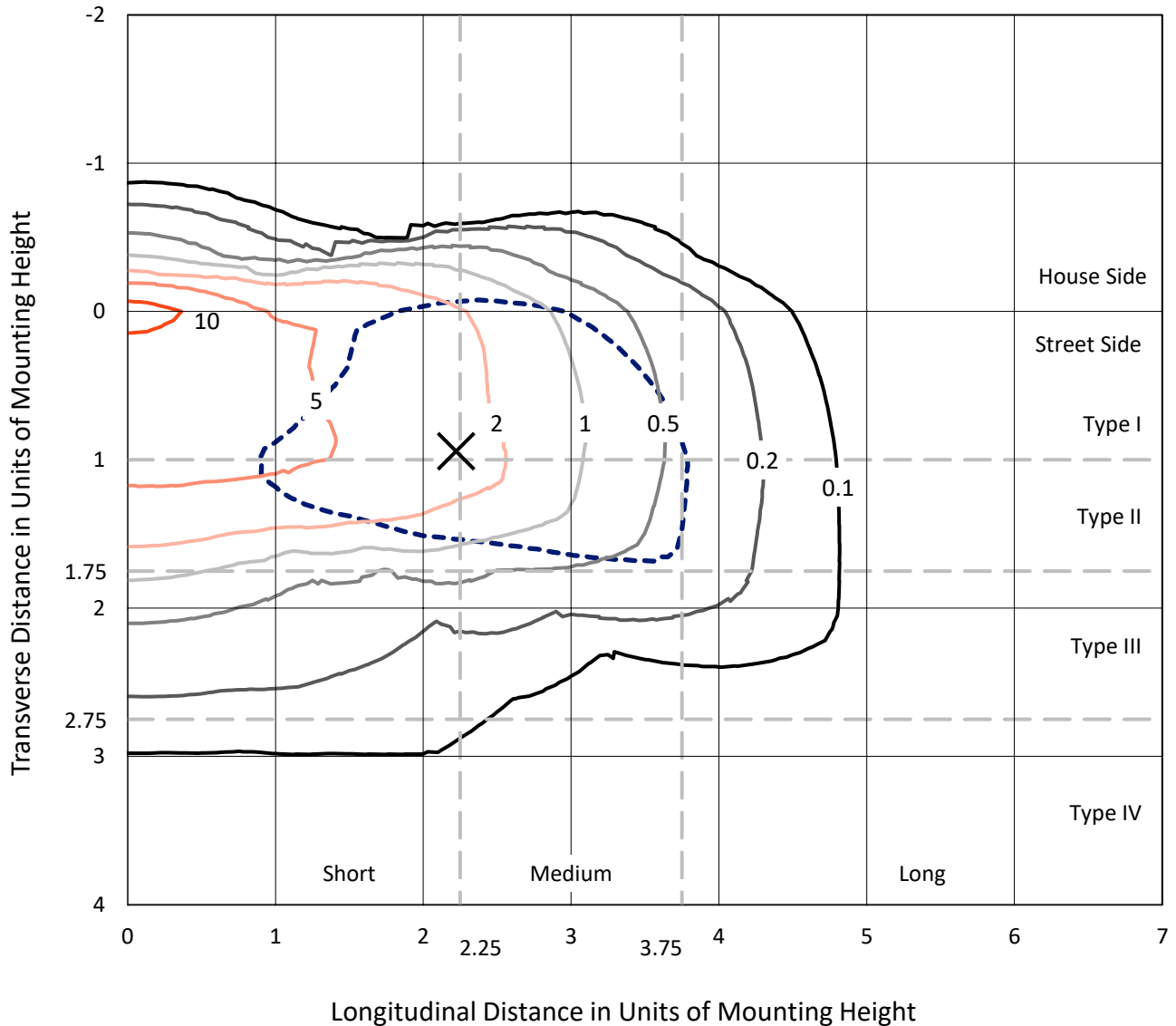
Input Watts (W): 106.6
Input Voltage (V): 120
Input Current (Ain): NR
Voltage Rise (V): NR
Power Factor: NR
Total Harmonic Distortion (THDi): NR
Frequency (hertz): 60
Stabilization Time: NR
Operation Time: NR
Ambient Temperature (°C): NR
Test Distance: 25 FT



REPORT NUMBER: P673715
 CATALOG NUMBER: CCP-SA-2E-750-U-SL2-HSS

Iso-Footcandle Lines of Horizontal Illumination

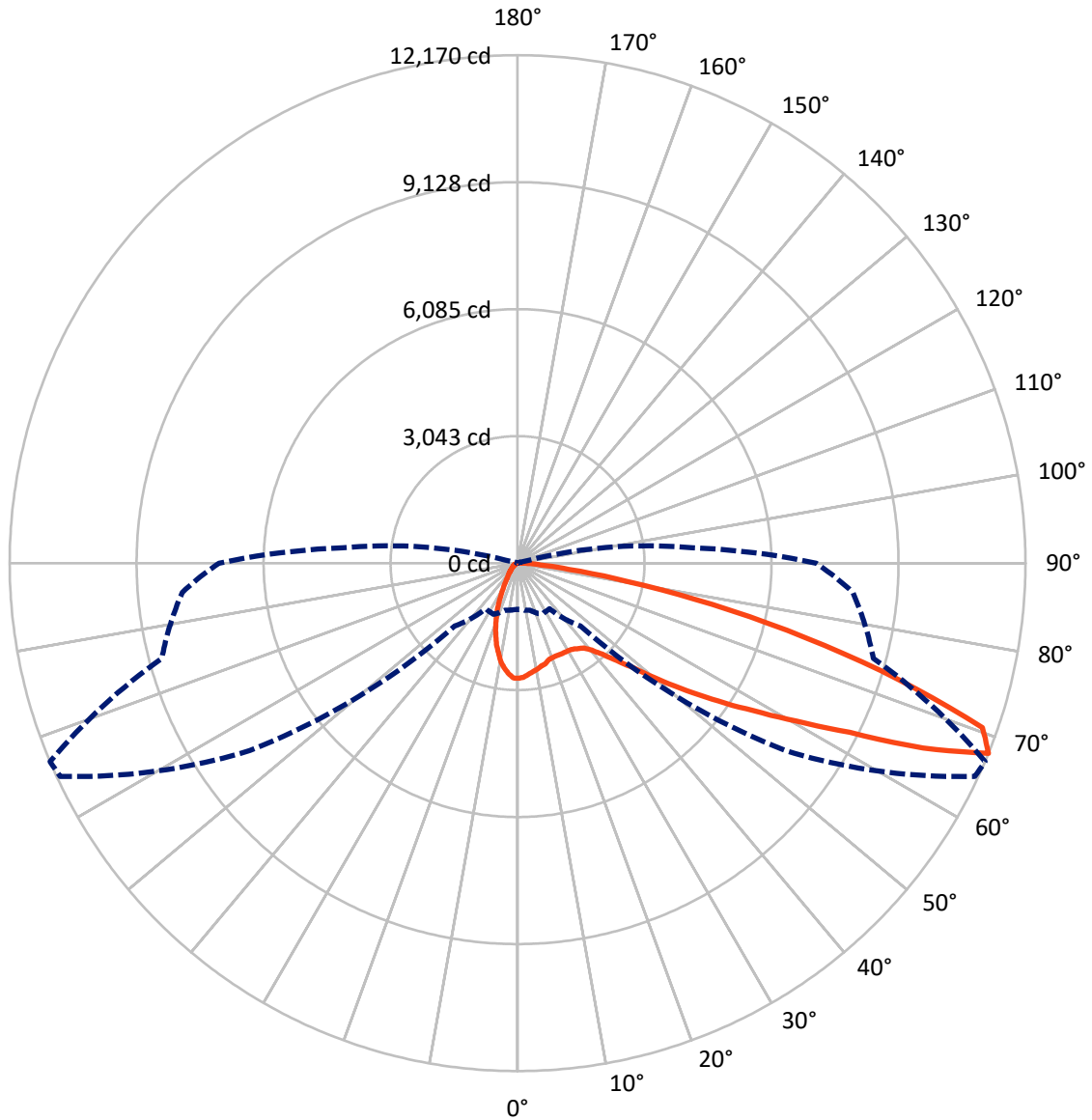
× Max cd
 - - - 1/2 Max cd



Based on 15 foot mounting height. Maximum calculated value = 12.3 fc
 Type II - Short - N/A

REPORT NUMBER: P673715
CATALOG NUMBER: CCP-SA-2E-750-U-SL2-HSS

Luminous Intensity Polar Plot



— Vertical Plane Through 67-Deg Lateral - - - Horizontal Cone Through 67.5-Deg Vertical

REPORT NUMBER: P673715

CATALOG NUMBER: CCP-SA-2E-750-U-SL2-HSS

FLUX DISTRIBUTION:

		Downward	Upward	Total
House Side	Lumens	1415.5	0.0	1415.5
	% Fixture	12.6	0.0	12.6
Street Side	Lumens	9831.6	0.0	9831.6
	% Fixture	87.4	0.0	87.4
Total	Lumens	11247.1	0.0	11247.1
	% Fixture	100.0	0.0	100.0

Coefficient of Utilization

ZONAL LUMENS:

Zone	Lumens	% Fixture
0°-10°	232.4	2.1
10°-20°	516.3	4.6
20°-30°	734.2	6.5
30°-40°	1069.1	9.5
40°-50°	1654.7	14.7
50°-60°	2539.4	22.6
60°-70°	2752.7	24.5
70°-80°	1553.0	13.8
80°-90°	195.1	1.7
90°-100°	0.0	0.0
100°-110°	0.0	0.0
110°-120°	0.0	0.0
120°-130°	0.0	0.0
130°-140°	0.0	0.0
140°-150°	0.0	0.0
150°-160°	0.0	0.0
160°-170°	0.0	0.0
170°-180°	0.0	0.0
0°-90°	11247.1	100.0
0°-180°	11247.1	100.0



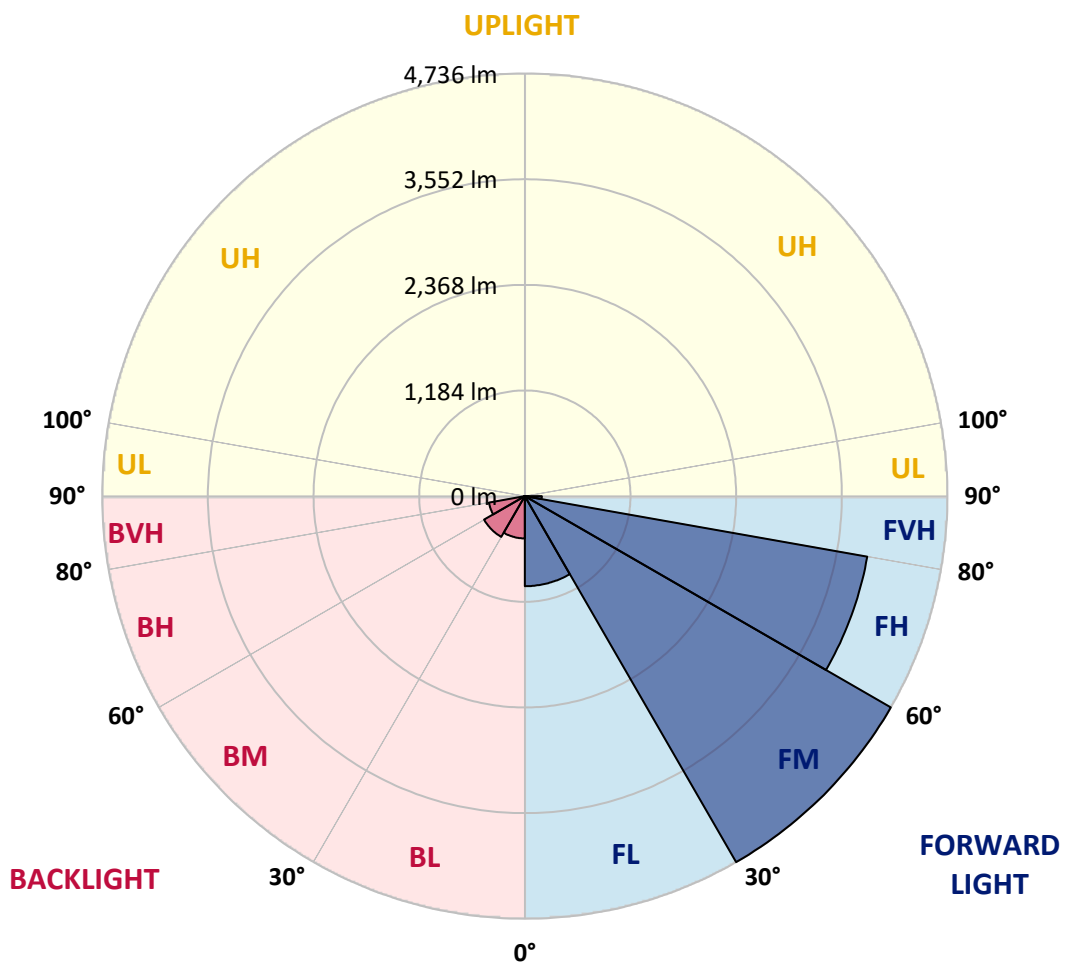
REPORT NUMBER: P673715
 CATALOG NUMBER: CCP-SA-2E-750-U-SL2-HSS

LUMINAIRE CLASSIFICATION SYSTEM LUMEN TABLE AND BUG RATING:

Zone	Lumens	% Fixture	Zone Rating/Lumen Limit		
			B	U	G
FL (0°-30°)	1009.2	9.0			
FM (30°-60°)	4736.0	42.1			
FH (60°-80°)	3896.9	34.6			G2/5000
FVH (80°-90°)	189.5	1.7			G2/225
BL (0°-30°)	473.8	4.2	B1/500		
BM (30°-60°)	527.2	4.7	B1/1000		
BH (60°-80°)	408.9	3.6	B1/500		G1/500
BVH (80°-90°)	5.6	0.0			G0/10
UL (90°-100°)	0.0	0.0		U0/0	
UH (100°-180°)	0.0	0.0		U0/0	

BUG Rating: B1-U0-G2

Type II Short





REPORT NUMBER: P673715
 CATALOG NUMBER: CCP-SA-2E-750-U-SL2-HSS

CANDELA DISTRIBUTION (FULL):

	0°	5°	15°	25°	35°	45°	55°	65°	67°	75°	85°
0°	2758.7	2758.7	2758.7	2758.7	2758.7	2758.7	2758.7	2758.7	2758.7	2758.7	2758.7
2.5°	2639.5	2653.0	2672.0	2699.1	2718.1	2707.2	2715.3	2761.4	2737.0	2758.7	2747.9
5°	2493.1	2506.7	2533.8	2531.1	2552.7	2593.4	2647.6	2707.2	2680.1	2745.1	2769.5
7.5°	2341.4	2336.0	2336.0	2392.9	2438.9	2495.8	2525.6	2623.2	2625.9	2682.8	2742.4
10°	2203.2	2219.4	2246.5	2268.2	2311.6	2392.9	2479.6	2555.5	2585.3	2699.1	2715.3
12.5°	2119.2	2127.3	2159.8	2178.8	2235.7	2314.3	2406.4	2504.0	2528.4	2644.9	2723.5
15°	2083.9	2102.9	2113.7	2149.0	2178.8	2251.9	2319.7	2430.8	2501.3	2593.4	2691.0
17.5°	2111.0	2102.9	2108.3	2119.2	2154.4	2219.4	2292.6	2403.7	2428.1	2582.6	2728.9
20°	2146.3	2149.0	2132.7	2127.3	2119.2	2181.5	2241.1	2384.7	2411.8	2582.6	2753.3
22.5°	2241.1	2211.3	2241.1	2197.7	2154.4	2181.5	2238.4	2387.4	2406.4	2579.8	2777.7
25°	2357.6	2363.1	2371.2	2279.0	2216.7	2197.7	2257.4	2395.6	2411.8	2601.5	2788.5
27.5°	2522.9	2547.3	2506.7	2460.6	2336.0	2241.1	2254.7	2390.1	2420.0	2590.7	2815.6
30°	2745.1	2726.2	2731.6	2625.9	2504.0	2354.9	2317.0	2403.7	2425.4	2604.2	2867.1
32.5°	2937.6	2915.9	2953.8	2915.9	2723.5	2517.5	2390.1	2430.8	2455.2	2636.8	2910.5
35°	3056.8	3083.9	3143.5	3184.2	3021.6	2728.9	2512.1	2504.0	2514.8	2653.0	2943.0
37.5°	3241.1	3289.8	3338.6	3441.6	3300.7	2989.0	2704.5	2598.8	2579.8	2731.6	2959.2
40°	3441.6	3428.0	3571.7	3693.6	3688.2	3354.9	2972.8	2766.8	2739.7	2856.3	3067.6
42.5°	3609.6	3596.1	3755.9	3956.5	3978.2	3707.2	3279.0	3005.3	2980.9	3048.7	3200.4
45°	3829.1	3840.0	4029.7	4268.1	4346.7	4173.3	3693.6	3346.8	3333.2	3311.5	3452.4
47.5°	4024.2	4083.9	4246.4	4528.3	4812.8	4655.6	4181.4	3845.4	3750.5	3701.8	3842.7
50°	4159.7	4213.9	4411.8	4712.6	5232.9	5333.1	4728.8	4376.5	4379.2	4260.0	4335.9
52.5°	4159.7	4157.0	4316.9	4712.6	5525.5	6040.4	5460.5	5045.9	5067.6	4942.9	4948.3
55°	3758.7	3750.5	3945.6	4365.7	5493.0	6720.6	6568.8	5894.1	5839.9	5598.7	5623.1
57.5°	3027.0	3046.0	3195.0	3699.0	5070.3	7037.7	7888.6	6848.0	6663.7	6165.1	6165.1
60°	2208.6	2192.3	2303.4	2655.7	4062.2	6918.4	8972.5	7972.6	7682.6	6633.9	6563.4
62.5°	1680.2	1677.4	1707.2	1826.5	2577.1	6032.3	9438.7	9403.4	8931.9	7094.6	6994.3
65°	1357.7	1363.1	1403.7	1487.7	1574.5	4113.7	9192.0	11110.7	10679.8	7780.2	7452.3
67.5°	1108.4	1121.9	1170.7	1352.3	1333.3	2130.0	7829.0	12089.0	12170.3	8826.2	8067.4
70°	853.6	875.3	932.2	1189.7	1284.5	1417.3	5428.0	11601.2	11818.0	9476.6	7696.2
72.5°	579.9	577.2	699.2	964.7	1298.1	1298.1	3021.6	9343.8	9549.8	8736.8	6685.4
75°	314.4	333.3	463.4	729.0	1189.7	1254.7	1720.8	6837.1	7127.1	6793.8	5170.5
77.5°	170.7	173.4	257.4	476.9	989.1	1197.8	1149.0	4650.2	4764.0	4097.4	2831.9
80°	89.4	92.1	135.5	311.6	682.9	1111.1	956.6	2772.2	2663.9	1571.8	934.9
82.5°	40.6	43.4	67.7	195.1	436.3	875.3	826.5	1338.7	1235.7	439.0	284.5
85°	16.3	16.3	29.8	116.5	254.7	430.9	707.3	672.1	561.0	132.8	140.9
87.5°	5.4	5.4	8.1	46.1	103.0	257.4	376.7	355.0	243.9	48.8	75.9
90°	0.0	0.0	0.0	0.0	0.0	0.0	0.0	0.0	0.0	0.0	0.0



REPORT NUMBER: P673715
 CATALOG NUMBER: CCP-SA-2E-750-U-SL2-HSS

CANDELA DISTRIBUTION (continued):

	90°	95°	105°	115°	125°	135°	145°	155°	165°	175°	180°
0°	2758.7	2758.7	2758.7	2758.7	2758.7	2758.7	2758.7	2758.7	2758.7	2758.7	2758.7
2.5°	2737.0	2766.8	2758.7	2753.3	2701.8	2696.4	2691.0	2642.2	2658.4	2617.8	2644.9
5°	2753.3	2769.5	2726.2	2644.9	2571.7	2490.4	2428.1	2384.7	2306.1	2276.3	2270.9
7.5°	2737.0	2737.0	2647.6	2517.5	2373.9	2241.1	2073.1	1953.9	1864.4	1796.7	1821.1
10°	2715.3	2682.8	2590.7	2360.3	2100.2	1899.7	1658.5	1482.3	1349.5	1306.2	1279.1
12.5°	2715.3	2658.4	2452.5	2138.1	1802.1	1498.6	1211.3	981.0	853.6	777.7	766.9
15°	2691.0	2606.9	2352.2	1929.5	1512.1	1100.2	772.3	574.5	466.1	436.3	425.5
17.5°	2696.4	2596.1	2203.2	1682.9	1173.4	731.7	471.5	363.1	336.0	322.5	325.2
20°	2707.2	2596.1	2070.4	1441.7	845.5	455.3	325.2	306.2	292.7	287.3	290.0
22.5°	2742.4	2544.6	1934.9	1195.1	571.8	327.9	287.3	268.3	257.4	249.3	246.6
25°	2747.9	2536.5	1804.8	951.2	392.9	276.4	252.0	230.3	216.8	206.0	203.2
27.5°	2739.7	2501.3	1623.2	707.3	295.4	246.6	214.1	192.4	173.4	165.3	162.6
30°	2769.5	2436.2	1468.8	509.5	249.3	214.1	181.6	157.2	140.9	130.1	130.1
32.5°	2772.2	2379.3	1298.1	363.1	227.6	189.7	154.5	127.4	111.1	105.7	105.7
35°	2775.0	2327.8	1108.4	276.4	203.2	162.6	127.4	105.7	94.8	86.7	86.7
37.5°	2783.1	2289.9	934.9	233.1	181.6	138.2	105.7	86.7	75.9	73.2	73.2
40°	2799.3	2238.4	753.4	206.0	157.2	116.5	89.4	73.2	62.3	59.6	56.9
42.5°	2842.7	2224.8	601.6	184.3	140.9	97.6	73.2	59.6	51.5	46.1	43.4
45°	3021.6	2260.1	466.1	170.7	119.2	81.3	62.3	48.8	37.9	35.2	32.5
47.5°	3314.2	2376.6	368.5	151.8	100.3	67.7	51.5	37.9	29.8	27.1	24.4
50°	3758.7	2642.2	300.8	135.5	84.0	56.9	40.6	29.8	21.7	19.0	19.0
52.5°	4341.3	2999.9	260.2	119.2	67.7	48.8	32.5	21.7	16.3	13.5	13.5
55°	4937.5	3422.6	243.9	103.0	56.9	40.6	24.4	16.3	10.8	8.1	8.1
57.5°	5484.9	3696.3	235.8	84.0	48.8	29.8	19.0	10.8	5.4	2.7	2.7
60°	5826.3	3896.9	211.4	67.7	37.9	24.4	13.5	5.4	2.7	0.0	0.0
62.5°	6276.2	4100.1	173.4	51.5	27.1	16.3	8.1	2.7	0.0	0.0	0.0
65°	6869.6	4327.7	135.5	40.6	21.7	10.8	5.4	2.7	0.0	0.0	0.0
67.5°	7154.2	4208.5	92.1	29.8	13.5	5.4	2.7	0.0	0.0	0.0	0.0
70°	6585.1	3544.6	65.0	21.7	8.1	2.7	2.7	0.0	0.0	0.0	0.0
72.5°	5536.4	2777.7	48.8	13.5	5.4	2.7	0.0	0.0	0.0	0.0	0.0
75°	4081.1	1737.1	37.9	10.8	5.4	0.0	0.0	0.0	0.0	0.0	0.0
77.5°	2165.2	647.7	27.1	8.1	2.7	0.0	0.0	0.0	0.0	0.0	0.0
80°	639.5	189.7	19.0	5.4	2.7	0.0	0.0	0.0	0.0	0.0	0.0
82.5°	211.4	56.9	10.8	5.4	2.7	0.0	0.0	0.0	0.0	0.0	0.0
85°	108.4	21.7	5.4	5.4	2.7	0.0	0.0	0.0	0.0	0.0	0.0
87.5°	62.3	8.1	5.4	5.4	2.7	0.0	0.0	0.0	0.0	0.0	0.0
90°	0.0	0.0	0.0	0.0	0.0	0.0	0.0	0.0	0.0	0.0	0.0

(END OF REPORT)